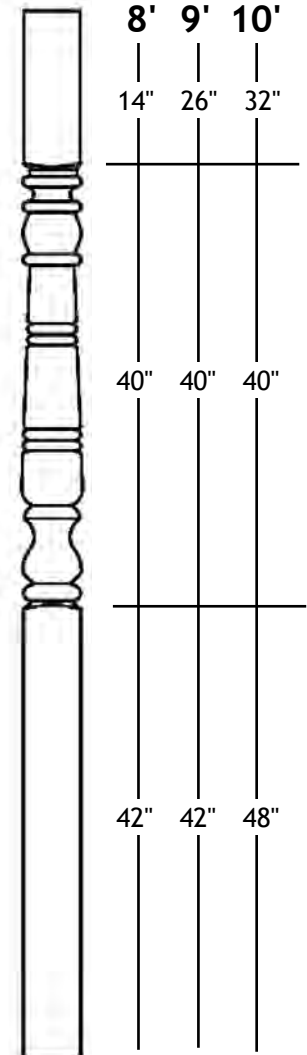


PRIMED PORCH POSTS

COLONIAL PRIMED PORCH POSTS

ITEM	SIZE	DESCRIPTION	LIST	Load Bearing Capacity
CRC496	4" x 4" x 8'	Colonial Porch Post	\$ 71.28	1200 lbs
CRC596	5" x 5" x 8'	Colonial Porch Post	110.57	2750 lbs
CRC696	6" x 6" x 8'	Colonial Porch Post	144.48	4800 lbs
CRC4108	4" x 4" x 9'	Colonial Porch Post	85.54	900 lbs
CRC5108	5" x 5" x 9'	Colonial Porch Post	138.21	2062 lbs
CRC6108	6" x 6" x 9'	Colonial Porch Post	180.60	3600 lbs
CRC5120	5" x 5" x 10'	Colonial Porch Post	149.26	1546 lbs
CRC6120	6" x 6" x 10'	Colonial Porch Post	195.00	2700 lbs



ALL POSTS ARE PRIMED AND SHRINKWRAPPED WITH INSTALLATION INSTRUCTIONS

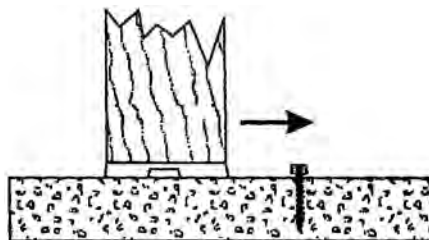
Notes and Comments:

1. Porch posts must be finished immediately after installation and if cut, all raw wood must be sealed or painted.
2. Four inch porch posts are solid. Five & six inch posts are hollow.
3. ACTUAL SIZES: 4" = 3-1/4" 5" = 4-1/4" 6" = 5-1/4"

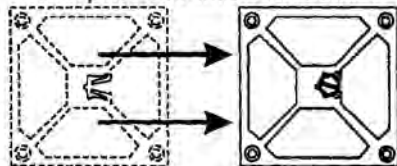
Key Features:

- ✓ Finger-jointed & edge glued for strength & stability.
- ✓ Limited 1 year warranty.
- ✓ Joined with type 1 glue.

Quick-Mount™



Slide post into finished location



4"	A2101	\$8.48
5"	A2102	\$8.86
6"	A2103	\$9.22

Post Must Be Laterally Supported at Top & Bottom

Porch Post Fastener

- ◆ Securely Fastens Top and Bottom Of Post In Seconds
- ◆ Prevents Water Damage, Increasing Life Of Post By Years
- ◆ Provides A Ventilating Moisture Barrier Between Post and Ground
- ◆ Structural High Density Plastic
- ◆ Use On Wood Or Concrete