



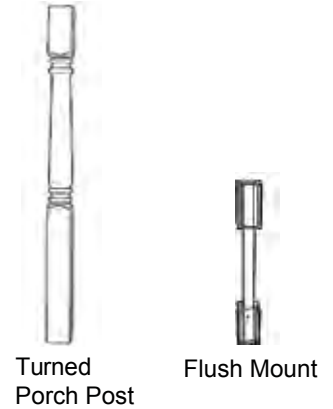
RDI ENDURANCE® VINYL RAILING SYSTEMS

Original Rail - WHITE

ICC Approval # NER-701

POSTS

Item #	Description	RW LIST
PVB425W	4" x 4" x 108" turned Post - 2500 lb. capacity	\$172.98
EAPB4L	4" Standard base kit	22.47
EAPB4H	4" Wind uplift base kit	59.14
PVB550W	5" x 5" x 108" turned Post - 5000 lb. capacity	191.52
EAPB5L	5" Standard base kit	24.70
EAPB5H	5" Wind uplift base kit	67.39
EPSP36F	36" struct. post - flush mount (no bolts included)	81.49



SLEEVES & WRAPS

Item #	Description	RW LIST
VPSO39W	4" x 4" x 39" Vinyl post sleeve	\$20.96
EAPS54	4" x 4" x 54" Vinyl post sleeve	33.31
EAPS654	6" x 6" x 54" Vinyl post sleeve	61.57
VPS108W	4" x 4" x 108" Vinyl post sleeve (EAPS108)	54.58
EAPW308	4" x 4" x 96" - 4-piece post wrap - Flat Design	93.99
EAPW310	4" x 4" x 120" - 4-piece post wrap - Flat Design	117.70
EAPW508	6" x 6" x 96" - 4-piece post wrap - Flat Design	128.83
EAPW510	6" x 6" x 120" - 4-piece post wrap - Flat Design	143.65
EAPWF408	4" x 4" x 96" - 4-piece post wrap - Fluted Design	89.26
EAPWF410	4" x 4" x 120" - 4-piece post wrap - Fluted Design	117.70
EAPWF608	6" x 6" x 96" - 4-piece post wrap - Fluted Design	122.41
EAPWF610	6" x 6" x 120" - 4-piece post wrap - Fluted Design	150.72

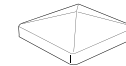
Post Sleeve




4-Piece Wrap (flat shown)

CAPS & TRIMS

Item #	Description	RW LIST
E AFC4	4" x 4" flat post cap	\$4.53
EALC4	4" x 4" Elite post cap	8.69
EALC6	6" x 6" Elite post cap	11.00
EAEC4	4" x 4" New England post cap	8.69
EATRL4	4" x 4" Elite post trim base (1-piece)	7.85
EATR4	4" x 4" New England post trim base	7.85
EATRU	3.5" to 6.5" - 4-piece post trim base (round corner)	14.12



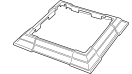
Flat Cap



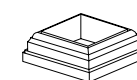
Elite Cap



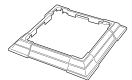
New England Cap



Elite Trim



New England Trim



4-Piece Trim

ORIGINAL RAIL

Item #	Description	RW LIST
ENDL5	5' X 36" H - level rail kit - square baluster	\$178.91
ENDL6	6' X 36" H - level rail kit - square baluster	202.80
ENDL8	8' X 36" H - level rail kit - square baluster	266.87
ENDL10	10' X 36" H - level rail kit - square baluster	338.37
ENDS629-35	6' x 36" H - 29o to 35o stair rail kit - square baluster	229.04
ENDS829-35	8' x 36" H - 29o to 35o stair rail kit - square baluster	305.24
ENDS636-41	6' x 36" H - 36o to 41o stair rail kit - square baluster	229.04
ENDS836-41	8' x 36" H - 36o to 41o stair rail kit - square baluster	271.00



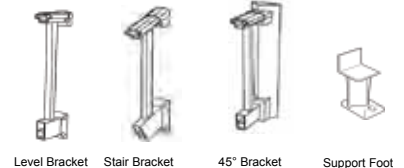
Level Kit (Square)



Stair Kit (Square)

MOUNTING BRACKETS - ORIGINAL RAIL - WHITE

Item #	Description	RW LIST
EALB2	Level mounting bracket kit - 2 pairs (Original Rail)	\$35.18
EASB2	Stair mounting bracket kit - 2 pairs (Original Rail)	49.06
EAAK45	45° level mounting bracket kit - 1 pair (Original Rail)	46.23
EALRS	4" level rail support kit for rail sections 8'+ (Original Rail)	14.85





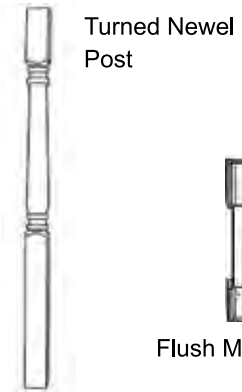
RDI ENDURANCE® VINYL RAILING SYSTEMS

Deck Rail™ WHITE

ICC Approval # NER-701

POSTS

Item #	Description	RW LIST
PVB425W	4" x 4" x 108" Turned porch post - 2500 lb. capacity	\$172.98
PVB550W	5" x 5" x 108" Turned porch post - 5000 lb. capacity	191.52
EPSP36F	36" struct. post - flush mount (no bolts included)	81.49



Turned Newel Post

Flush Mount

SLEEVES & WRAPS

Item #	Description	RW LIST
VPSO39W	4" x 4" x 39" Vinyl post sleeve	\$20.96
EAPS54	4" x 4" x 54" Vinyl post sleeve	33.31
EAPS654	6" x 6" x 54" Vinyl post sleeve	61.57
VPS108W	4" x 4" x 108" Vinyl post sleeve (EAPS108)	54.58
EAPW308	4" x 4" x 96" - 4-piece post wrap - Flat Design	93.99
EAPW310	4" x 4" x 120" - 4-piece post wrap - Flat Design	117.70
EAPW508	6" x 6" x 96" - 4-piece post wrap - Flat Design	128.83
EAPW510	6" x 6" x 120" - 4-piece post wrap - Flat Design	143.65
EAPWF408	4" x 4" x 96" - 4-piece post wrap - Fluted Design	89.26
EAPWF410	4" x 4" x 120" - 4-piece post wrap - Fluted Design	117.70
EAPWF608	6" x 6" x 96" - 4-piece post wrap - Fluted Design	122.41
EAPWF610	6" x 6" x 120" - 4-piece post wrap - Fluted Design	150.72

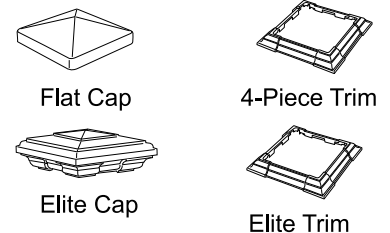


Post Sleeve

4-Piece Wrap (flat shown)

CAPS & TRIMS

Item #	Description	RW LIST
EAFC4	4" x 4" flat post cap	\$4.53
EALC4	4" x 4" Elite post cap	8.69
EALC6	6" x 6" Elite post cap	11.00
EAEC4	4" x 4" New England post cap	8.69
EATRL4	4" x 4" Elite post trim base (1-piece)	7.85
EATR4	4" x 4" New England post trim base	7.85
EATRU	3.5" to 6.5" - 4-piece post trim base (round corner)	14.12



Flat Cap

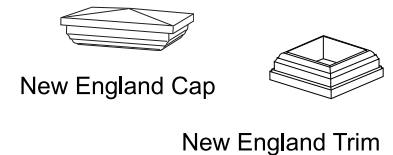
4-Piece Trim

Elite Cap

Elite Trim

DECK RAIL

Item #	Description	RW LIST
ENRL5	5' X 36" H - level rail kit - square baluster	\$178.91
ENRL6	6' X 36" H - level rail kit - square baluster	202.80
ENRL8	8' X 36" H - level rail kit - square baluster	266.87
ENRL10	10' X 36" H - level rail kit - square baluster	290.27
EDRS636-41	6' x 36" H - 36° to 41° stair rail kit - square baluster	206.83
EDRS836-41	8' x 36" H - 36° to 41° stair rail kit - square baluster	275.78



New England Cap

New England Trim



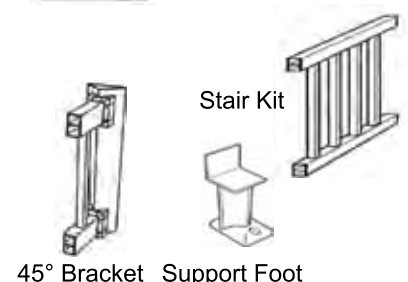
Level Kit
PVC 2" x 6" Cap
Available (See Page 31)

STANDARD GATE KIT - 36" SQUARE BALUSTER

EAG36	36" White Deck Rail Gate Kit (Does not include hardware)	188.03
EFAGH201B	Single Gate Hardware kit (Black)	135.93

MOUNTING BRACKETS - DECK RAIL - WHITE

EDA4K45	45° level mounting bracket kit - 1 pair (Deck Rail)	39.81
EALRS	4" level rail support kit for rail sections 8'+ (Deck Rail)	14.85

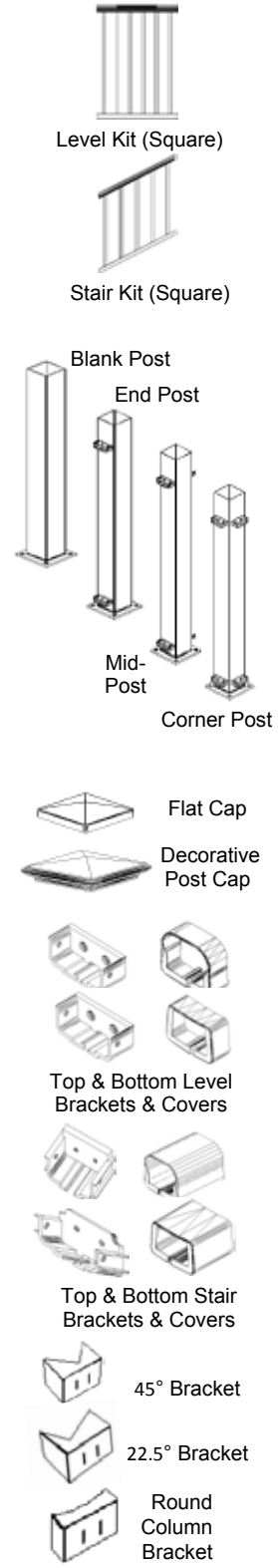


45° Bracket Support Foot



TITAN PRO RAIL

Item #	Description	RW LIST
TPL6-36	6' x 36" H level rail kit - square baluster	\$134.27
TPL8-36	8' x 36" H level rail kit - square baluster	175.22
TPS6-36	6' x 36" H 32° to 38° stair rail kit - sq baluster	134.27
TPS8-36	8' x 36" H 32° to 38° stair rail kit - sq baluster	175.22
TPPB36	39" Blank post assembly for 36" high railing	70.44
TPPE36	39" End-post assembly for 36" high railing	87.34
TPPL36	39" Mid-post assembly for 36" high railing	90.87
TPPC36	39" Corner post assembly for 36" high railing	92.90
TPPB48	48" Blank post assembly for 42" high railing (stair application)	99.69
TPAFC	Flat Post Cap	4.32
TPADC	Decorative Post Cap	6.06
TPABKL	Level mounting bracket kit - 1 set of 4	16.04
TPABKS	Stair mounting bracket kit - 1 set of 4	19.63
TPA45AK	45 Degree Bracket Adapter Kit	15.21
TPA22AK	22.5 Degree Bracket Adapter Kit	14.85
TPARCA	Round Column Adapter Kit	15.19





Railing Dynamics, Inc.

For home, for Life.®

Endurance

ENDURANCE® RAILING SYSTEMS

ENDURANCE® ORIGINAL RAIL



ENDURANCE® DECK RAIL



ENDURANCE® HAND RAIL



Why Endurance?

- Endurance Original and Deck Railing kits contain everything you need in one box for a complete installation from post to post.
- Quick, easy installation using standard tools.
- Low-maintenance vinyl won't peel, chip, or ever need painting.
- Multiple baluster options let you create a unique design.
- Aluminum reinforcements in the top and bottom of the railing provides dependable safety and security.
- No exposed screws or fasteners.
- ICC approved and code compliant (ESR-1849).
- A variety of post wraps, trim rings, post caps, and other accessories are available.
- Endurance Deck Rail offers a unique top cap, specially designed top cap to provide extra surface area to your deck.
- Endurance vinyl-clad aluminum Hand Rail provides the safety and dependability of a metal railing with the added benefit of a low-maintenance vinyl exterior.
- ADA compliant, Endurance Hand Rail can be easily mounted to wood, vinyl, masonry, or metal using standard carpentry tools.



Railing Dynamics, Inc.

For home, for Life.®



TITAN® RAILING SYSTEMS

TITAN PRO® RAILING



Why Titan?

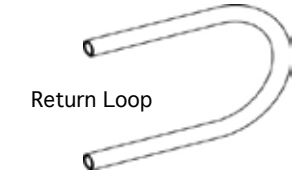
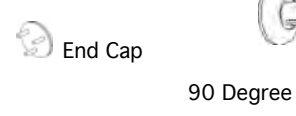
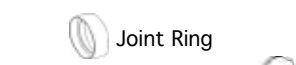
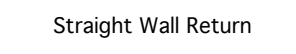
- Titan Pro is a vinyl-clad aluminum railing that provides the safety and dependability of a metal railing with the added benefit of a low-maintenance vinyl exterior.
- Titan's pre-assembled, galvanized steel posts eliminate the time consuming task of installing brackets on the job. Corner, end, and mid posts are supplied with heavy duty cast aluminum level rail brackets attached to vinyl-sleeved steel structural posts. Blank posts (no pre-attached brackets) are also offered for stair and other custom applications.
- Low-maintenance vinyl won't peel, chip, or ever need painting.
- Flexible vinyl bracket covers are supplied with the posts and bracket kits, and are snapped on when the installation is complete, concealing all mounting hardware.
- With its uniquely shaped top cap, Titan meets the International Residential Code (IRC) for hand rail, so no secondary hand rail is required on residential installations.
- Kits are available in 36' residential and 42" commercial heights.
- Stair rail kits are engineered to accommodate stair angles from 32°-38°.



ADA Continuous Handrail System

CONTINUOUS HANDRAIL SYSTEM - WHITE or Black

Item #	Description	RW LIST
HRBW	Mounting Bracket - White	\$15.94
HRBB	Mounting Bracket - Black	\$15.94
HR120W	120" Vinyl Clad Aluminum Handrail - White	98.91
HR120B	120" Vinyl Clad Aluminum Handrail - Black	108.79
HR104W	104" Vinyl Clad Aluminum Handrail - White	85.70
HR104B	104" Vinyl Clad Aluminum Handrail - Black	94.30
HR80W	80" Vinyl Clad Aluminum Handrail - White	65.94
HR80B	80" Vinyl Clad Aluminum Handrail - Black	72.54
HRPRW	90° Post Return - White	30.84
HRPRB	90° Post Return - Black	30.84
HRSRW	Straight Wall Return -White	23.19
HRSRB	Straight Wall Return -Black	23.19
HRCNW	90° Degree Corner - White	20.23
HRCNB	90° Degree Corner - Black	20.23
HRJRW	Handrail Joint Ring -White	2.24
HRJRB	Handrail Joint Ring -Black	2.47
HRECW	End Cap - White	3.38
HRECB	End Cap - Black	3.72
HRHLW	180° Return Loop - White	59.10
HRHLB	180° Return Loop - Black	65.03



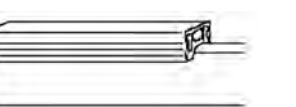
CONTINUOUS HANDRAIL SYSTEM - JOINERS

Item #	Description	RW LIST
HRAJ	Handrail Adjustable Joiner	16.85
HRSJ	Handrail Straight Joiner	2.81



PVC CAP RAIL

Item #	Description	RW LIST
EDACEC	DECORATIVE RAIL END CAP (2) - PVC	\$10.84
EDACR9	9' DECORATIVE PVC CAP RAIL	114.27
EDACR16	16' DECORATIVE PVC CAP RAIL	202.18



VINYL DECK RAIL PREDRILLED FOR ROUND FORTRESS BALUSTERS

(BALUSTERS NOT INCLUDED)

Item #	Description	RW LIST
EDRL6RD	6' x 36" H - level deck rail kit - for 32" round baluster (16)	\$145.63
EDRL8RD	8' x 36" H - level deck rail kit - for 32" round baluster (21)	188.35
EDRL10RD	10' x 36" H - level deck rail kit - for 32" round baluster (26)	234.76
EDRS62935RD	6' x 36" H - 29° to 35° stair deck rail kit - for 32" round bal. (13)	174.07
EDRS82935RD	8' x 36" H - 29° to 35° stair deck rail kit - for 32" round bal. (19)	228.93

