


# Rails, Shoes & Fillets

1J = 1 JOINT ALLOWED ON TOP LAMINATION

ST = SOLID TOP  
SS = SOLID (All Lams)

S = SOLID (No Lams)  
FJ = F/J (All Lams)




6010  
2-1/4"W x 2-3/8"H 1-1/2" Bottom  
FJ Oak \$6.90  
1J Oak \$7.60 1J Cherry \$16.50  
ST Oak 8.00 1J Maple 9.00  
SS Oak 10.00 2J Alder 9.00



6210  
2-7/8"W x 2-3/8"H 2-1/8" Bottom  
1J Oak \$11.20  
1J Cherry 28.00  
1J Maple 12.00  
2J Alder 12.00




6100  
2"W x 2-5/8"H  
2" Bottom  
SS Oak \$12.00



6400  
2-3/4"W x 2"H  
2-1/4" Bottom  
SS Oak \$12.00



6500  
2-3/4"W x 2"H  
2-1/4" Bottom  
SS Oak \$12.00



6010-P  
2-1/4"W x 2-3/8"H  
(1-1/4" Plow)  
1J Oak \$7.60  
ST Oak 8.00  
2J Alder 9.50




8110  
2-5/8"W x 2-1/4"H  
2-1/4" Bottom  
1J Oak \$10.50  
1J Maple 12.50  
2J Alder 12.50



6116  
Oak \$17.00



6610  
2-3/4"W x 2-1/8"H  
1-5/8" Bottom  
1J Oak \$ 11.20  
1J Maple 12.00  
1J Cherry 22.00  
1J Alder 12.00



6019  
2-9/16"W x 3"H  
1-3/4" Plow  
1J Oak \$14.50



6016  
Oak \$17.00  
Maple 19.00  
Cherry 26.00  
Alder 18.00



6216  
Oak \$24.00  
Maple 24.00  
Cherry 34.00  
Alder 24.00

ALL ST RAILS 15' & 16'  
ARE EXTREMELY  
HARD TO GET!  
PLEASE ORDER  
TRUE JOB LENGTHS.  
BEAD & GROOVE RAILS  
ARE DESIGNED FOR A  
MINIMUM BENDING  
RADIUS OF 5'0".



6616  
Oak \$20.00  
Maple 22.00  
Cherry 28.00  
Alder 20.00



6005  
2-9/16"W x 2-3/8"H  
1-3/4" Plow  
1J Oak \$11.20



6016BA  
Oak \$20.50



6216BA  
Oak \$26.00



6040  
1-3/4"W x 1-5/8"H 7/8" Bottom  
Oak \$5.50



6042  
2-1/4"W x 1-1/4"H  
1-1/8" Bottom  
Oak \$5.50



6050 Fillet 3/8" x 1-1/4" \$1.40  
6060 Fillet 3/8" x 1/1/4" \$1.20  
6045 Shoe 3/4" x 2/1/2" (1-1/4" plow) \$3.00  
S Oak 1.60  
S Maple 2.00  
S Cherry 1.40  
Alder 1.40



6007 Fillet 3/8" x 1-3/4" \$1.80  
6006 Shoe 1" x 3-1/8" (1-3/4" plow) \$4.70  
S Oak 2.00  
S Maple 2.80  
S Cherry 1.80  
Alder 1.80



6007 Fillet 3/8" x 1-3/4" \$1.80  
6046 Shoe 3/4" x 2-5/8" (1-3/4" plow) \$3.50  
S Oak 2.00  
S Maple 2.80  
S Cherry 1.80  
Alder 1.80



6012  
2"W x 1-3/4"H  
1-1/2" Bottom  
S Oak \$6.60

OUTSIDE BENDING PROFILE INCLUDED WITH ALL BENDING RAIL.

ALL "BA" BENDING RAILS REQUIRE BEND AID BRACKETS. SEE PAGE 16.

CUSTOM PLOWING OF ANY HARDWOOD OR HEMLOCK ADD .35¢ PER LINEAL FOOT (\$17.50 MIN.).

FILLET WILL BE AUTOMATICALLY ADDED AND CHARGED TO YOUR ORDER.

# HEMLOCK

# Rails, Shoes & Fillets

1J = 1 JOINT ALLOWED ON TOP LAMINATION

ST = SOLID TOP  
SS = SOLID (All Lams)

S = SOLID (No Lams)  
FJ = F/J (All Lams)

HC = CORE Solid 3S  
HCF = CORE 1J3S

RAIL DIMENSIONS CAN VARY  $\pm 1/16$ "  
(PLOW WILL NOT VARY)



2-1/4"W x 2-3/8"H  
1-9/16" Bottom  
ST Hemlock \$5.50  
SS Hemlock 6.25  
HC 5.75



2-7/8"W x 2-3/8"H  
2-1/4" Bottom  
ST \$7.20



2"-1/4W x 1-7/8"H  
1-5/8" Bottom  
(1-1/4" Plow)  
ST Hemlock \$5.70



2"-1/4W x 1-7/8"H  
1-5/8" Bottom  
ST Hemlock \$5.50



2"-11/16"W x 2-1/8"H  
1-5/8" Bottom  
ST Hemlock \$6.50



2-1/4"W x 2-3/8"H  
1-9/16" Bottom 1-1/4" Plow  
ST Plowed \$5.90  
SS Plowed 6.65  
HC Plowed 6.15  
(G-E Fillet included in this price)



\$15.00



2"W x 2-5/8"H  
2" Bottom  
ST 5.70



\$15.00



2-1/4"W x 2-1/4"H  
1-1/2" Bottom  
SS Hemlock \$6.75



6016-H7 \$13.60

**CUSTOM PLOWING**  
OF ANY  
**HARDWOOD OR**  
**HEMLOCK RAIL**  
ADD .35¢ PER LINEAL  
FOOT (\$17.50 MIN.).  
FILLET WILL BE  
AUTOMATICALLY  
ADDED TO  
YOUR ORDER.



1-5/16" x 5-1/4"  
\$6.00  
(Laminated)



2-1/4"W x 2-3/8"H  
1-5/8" Plow  
ST \$5.80



\$15.00



\$16.00



3/8"x1-1/4" M-C Fillet-S \$ .60  
5/16"x1-1/4" G-E Fillet-S .40  
1-1/8"x2-1/2" G-S Shoe  
1-1/4" Plow 1.75  
Solid 2.50



7/16"x1-5-8" C Fillet-S \$ .70  
5/16"x1-5-8" E Fillet-S .45  
1-1/8"x2-1/2" SS Shoe  
1-5/8" Plow 1.75



3/8"x1-1/4" M-C Fillet-S \$ .60  
5/16"x1-1/4" G-E Fillet-S .40  
3/4"x2-3/8" MTN-G Shoe  
1-1/4" Plow 1.65



**WALL  
RAIL**



2"W x 2"H  
1-1/2" Bottom  
ST \$4.75



2-1/4"W x 1-1/4"H  
1-1/8" Bottom  
\$2.75

**Handrail Returns  
Are Accepted  
Only in Lengths  
of 8' and Longer.**

**OUTSIDE BENDING PROFILE INCLUDED  
WITH ALL BENDING RAIL.**

**ALL "BA" BENDING RAILS REQUIRE  
BEND AID BRACKETS.  
SEE PAGE 16.**

# Stair Accessories



## Brackets and Clamps for Bending Rail!

Heavy Duty Steel Leveling & Forming Brackets.

BALB-B	BEND-AID Leveling Bracket	4.50
	Type B for 2-3/8" High Rail	
BAFB	BEND-AID Forming Bracket	16.00
BA-C	"C" Clamps - 5" Heavy Duty	16.00

Patent No. 4,960,137

## Wall Rail Brackets

Note: All Finishes Not Shown



3003 - \$6.50



3002  
Antique Brass \$2.70  
Brass Plated 2.70  
Brushed Nickel 2.70  
Oil Rub. Brz. 2.70

ABZ	Antique Bronze	C	Chrome
AN	Anitque Nickel	ORB	Oil Rubbed Bronze
B	Black	ORC	Oil Rubbed Copper
BP	Brass Plated	PC	Powder Coated
BN	Brushed Nickel	SAT	Satin Black



310  
Solid Brass \$21.62

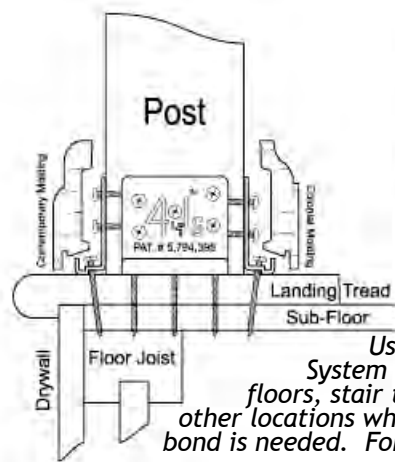
## NEWEL ATTACHING HARDWARE The Original Newel / Post Anchor System

NAH-ALDER	\$ 16.00	NAHM-A	Moulding only	\$ 2.40 LF
NAH-CHERRY	17.00	NAHM-CH	Moulding only	3.00 LF
NAH-HEMLOCK	15.00	NAHM-HEM	Moulding only	1.20 LF
NAH-MAPLE	16.00	NAHM-M	Moulding only	2.50 LF
NAH-OAK	15.50	NAHM-RO	Moulding only	1.80 LF

NB Bracket only with Screws 2.00 EA

Other species wood trim on order & quote.

Patent #4,381,160



**4J's™**  
**Post Mounting System™**  
PAT. # 5,794,395

Use the 4J's Post Mounting System to mount newel posts to floors, stair treads, landing treads or other locations where a strong, permanent bond is needed. For interior or exterior use

CONTEMPORARY			
For 3" Posts		For 3-1/2" Posts	
4J-3RO	Oak \$18.90	4J-35RO	Oak \$19.40
4J-3A	Alder 18.90	4J-35A	Alder 19.40
4J-3M	Maple 18.90	4J-35M	Maple 19.40
		4J-35S	Softwood 18.90
CONTEMPORARY MOULDING ONLY			
4J-ROM	Oak 4.80LF	4J-MAM	Maple 4.80LF
4J-AM	Alder 4.80LF	4J-SM	Softwood 4.48LF
COLONIAL			
4J-35ROC	Oak 19.40	4J-35ROMC	Oak 4.80LF
	for 3-1/2" Post		Moulding only
4J-325HC	Hemlock 18.90	4J-325HC	Hemlock 4.48LF
	for 3-1/4" Post		Moulding only